

## Triple Alarm v3 TRA173

### DESCRIPTION

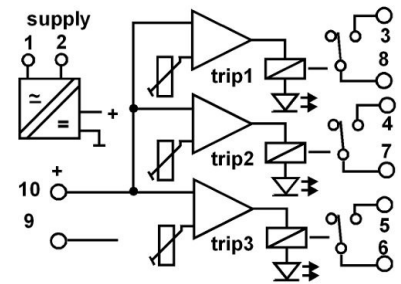
The TRA173 is a triple alarm relay, suitable for all standard process signals and features three independently adjustable trip-points with relay contact outputs. The unit accepts voltage from 1Vdc up to 2kV or current input signals from 1mA up to 5A. The trip circuits are operated directly from the pre-conditioned input circuit with trip status indicated by red LED's. Dead band is fixed at 2% typically, however this can be factory changed to 5 or 10% by changing an internal resistor. Various power supply choices are available ranging from 240Vac down to 8Vdc, provide power isolation. Surge protection for power supply and input is provided.



### General Specifications

Size: 52 W x 70 H x 110 D (mm).  
 Housing material: ABS.  
 Mounting: DIN-Rail, gear plate.  
 Termination: Screw terminals with covers.  
 Weight: 0.300 kg.  
 Protection class: IP40.  
 Operating temp. range: 0 - 60°C.  
 Storage temp. range: -20...+70°C.  
 Repeatability: 0.1% of range.  
 Temperature drift of trip point: 0.01% / °C.  
 Relay contact: N/O or N/C (factory configured) 10A/250Vac (1/2 HP @ 250V).  
 Contact isolation: 2kV.  
 Switching hysteresis (DB): 2% (can be factory configured).  
 Power requirement: 3W.  
 Electromagnetic compatibility: Complies with AS/NZS 4251.1 (EN 50081.1)

Block Diagram



### Type No

TRA173 - X XX XX 00

### Power Supply:

- 1 = 90-280Vac 50/60Hz (65-280Vdc). \*) 4 = 8 - 60Vdc.
- \*) 3 = 16-48Vac 50/60Hz (10-60Vdc) \*) 9 = Other specify.

### Input:

- 01 = 0 - 1V (50kΩ)
- 02 = 0 - 2V (100kΩ).
- 03 = 0 - 5V (200kΩ).
- 04 = 0 - 10V (500kΩ).
- 06 = 0 - 1mA (2kΩ).
- 07 = 0 - 10mA (200Ω).
- 08 = 0 - 20mA, 4 - 20mA (100Ω).
- 09 = 4 - 20mA (2-wire +24V on pin 10).

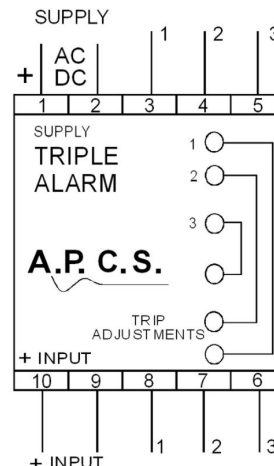
### Input Options (input continued).

- \*) 21 = DC voltage up to 2kV.
- \*) 24 = DC current input 10A max.
- \*) 99 = Other.

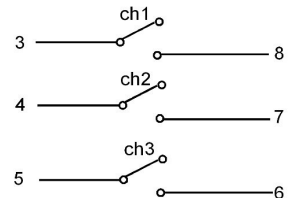
### Output:

- 01 = 3 x normally open isolated contacts.
- 02 = 3 x normally closed isolated contacts.
- \*) 99 = Other.
- \*) = Price Extra.

### Connection



### Internal Wiring



In the interest of development and improvement, APCS reserve the right to amend, without notice, details contained in this publication. APCS will accept no legal liability for any errors, omissions or amendments.